






# JAECCOO 6 EV

100% ELECTRIC ONE BOX STYLE OFF-ROAD



Scan here for more information  
[www.omodajaecoo.co.th](http://www.omodajaecoo.co.th)  
Call center 02 020 8888

 OmodaandJaecooTH  OmodaandJaecooTH  @omodaandjaecoothailand  omoda.jaecoo.th  @omodajaecoo

OMODA & JAECCOO (Thailand) Co., Ltd. reserves the right to change the models, prices, technical specifications, systems, and both interior and exterior equipment at any time without prior notice. Images and colors shown in the document may differ from the actual products  
V4-102024

# THE ELECTRIC OFF-ROAD

JAECOO 6 EV combines the spirit of off-road adventure with cutting-edge technology, featuring a unique “ONE BOX STYLE” design under the concept of “OFF-ROAD TRENDY.” It embodies the power of the future, empowering you to boldly challenge every path without boundaries.



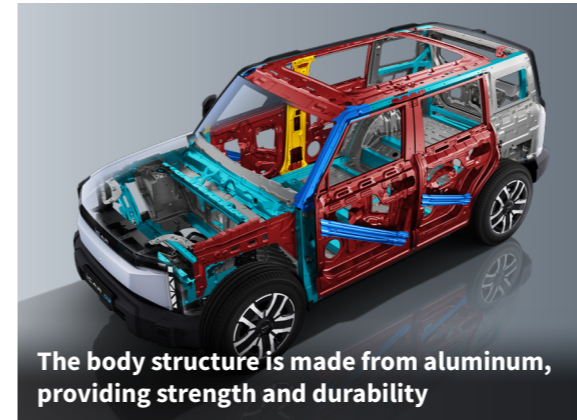
Rated output (hp)		Rated torque (Nm)		Acceleration (s)		Top speed (km/h)	
2WD	4WD	2WD	4WD	2WD	4WD	2WD	4WD
184	279	220	385	10.5	6.5	150	

Remarks :  
 1. The company reserves the right to change the models, technical specifications, systems, and both interior and exterior equipment at any time without prior notice.  
 2. Images and colors shown in the document may differ from the actual products.


## EXTERIOR

### DESIGNED FOR EVERY JOURNEY

Off-road vehicle design must be robust and agile to ensure it can travel on any path you desire. Therefore, the body structure of the JAECOO 6 EV is made from strong, durable aluminum that is lightweight. It also utilizes LFP batteries, which offer high safety and long lifespan.



The body structure is made from aluminum, providing strength and durability



LFP batteries, which offer high safety and long lifespan



The exterior design, with its short front and rear overhangs, provides high agility for off-road driving



### 9 DRIVING MODES\*

The body of JAECOO 6 EV features striking lines and angles that reflect the classic off-road aesthetic within the 'ONE BOX STYLE' concept. The headlights and taillights feature a unique vertical design, resembling the letter “i.” The door panel lines seamlessly integrate with hidden door handles. At the rear, JAECOO 6 EV includes a side-opening rear door that closes with an electric system, along with a well-designed storage compartment for added convenience.



The tailgate features an electric closing system\*

Remarks :  
 1. The company reserves the right to change the models, technical specifications, systems, and both interior and exterior equipment at any time without prior notice.  
 2. Images and colors shown in the document may differ from the actual products.  
 \*Available only in the 4WD model.

## REDEFINE YOUR DRIVING EXPERIENCE

JAECOO 6 EV combines cutting-edge technology with first-class comfort features. It includes a driver seat 6-way power adjustment with memory, electric leg support\* and a seat with massage function\* for front passenger, all designed to elevate the driving experience on any journey.



First row seat and front passenger seat with massage function\*



15.6 inch central touch screen



Driver seat with electric extendable cushion



Front passenger seat electric leg support\*



INFINITY audio 12 with 12 speakers\*

Remarks :

1. The company reserves the right to change the models, technical specifications, systems, and both interior and exterior equipment at any time without prior notice.

2. Images and colors shown in the document may differ from the actual products.

\*Available only in the 4WD model.

## CUTTING-EDGE TECHNOLOGY

Feel confident on every journey with ADVANCED DRIVING ASSISTANT SYSTEM in JAECOO 6 EV



### 13 ADVANCED DRIVING ASSISTANT SYSTEM

- LCW parallel assist
  - LDW lane departure warning
  - LDP lane departure prevention
  - BSD blind-spot detection
  - RCTA rear cross traffic alert
  - FCW front collision warning
  - RCW rear collision warning
  - AEB autonomous emergency braking
  - DOW door open warning
  - ELK emergency lane keeping
  - Departure reminder
  - ACC adaptive cruise control
  - TJA traffic jam avoidance assistant
- Find more information : [www.omodaandjaecoo.co.th](http://www.omodaandjaecoo.co.th)

Remarks :

1. The company reserves the right to change the models, technical specifications, systems, and both interior and exterior equipment at any time without prior notice.

2. Images and colors shown in the document may differ from the actual products.

# SPECIFICATIONS

	Long Range 2WD	Long Range 4WD
<b>Technical Data</b>		
Powertrain	Electric	
Drive	Rear wheel drive	All wheel drive
Number of electric motor	1	2
Rated output (kW (hp))	135 (184)	205 (279)
Rated torque (Nm)	220	385
Battery capacity (kWh)	65.69	69.77
Driving range (km) (NEDC standard)	426	418
Driving range <sup>(2)</sup> (km) (WLTP standard)	371	364
AC charge mode (kW)	6.6	6.6
DC charge mode (estimated) (kW)	80	80
Acceleration 0-100 km/h (s)	10.5	6.5
Top speed (km/h)	150	150
Consumption (Wh/km)	179	190
Luggage compartment capacity (l)	450	450
Transmission	Automatic	
Dimensions (W x L x H) (mm)	1,910 x 4,406 x 1,715	
Wheelbase (mm)	2,715	
Ground floor clearance (mm)	195	
Tyres/wheels – front and rear	225/60 R18	225/55 R19
<b>Safety &amp; Technology</b>		
Front suspension - MacPherson Stut	•	•
Rear suspension - Multi Link	•	•
Drive mode (Eco, Normal, Sport, Custom)	•	-
Drive mode (Eco, Normal, Sport, Custom, All road, Slippery, Beach, Muddy, Bumpy)	-	•
Wall charge	•	•
V2L vehicle to load 3.3 kW	•	•
V2L cable	•	•
EPB electrical park brake	•	•
Autohold	•	•
Tyre sealant and repair kit	•	•
Driver seatbelt pretensioner	•	•
Front passenger seatbelt pretensioner	•	•
Front dual airbags	•	•
Front side airbags	•	•
Side curtain airbags	•	•
ISOFIX	•	•
540° panoramic view camera	•	•
Built-in driving recorder	•	•
Anti-theft system	•	•
Front and rear parking sensors	•	•
ABS anti-skid brake system	•	•

## Remark

1. Technical information, system, color, and both interior and exterior equipment may be subject to change.
2. Actual driving range depends on the driving behaviour of the individual, path characteristics, surrounding temperature, the number of passengers in the car and other factors.

	Long Range 2WD	Long Range 4WD
EBD electric brake force distribution	•	•
BAS brake assist system	•	•
BOS brake override system	•	•
ESP electronic stability program	•	•
TCS traction control system	•	•
EBA emergency brake assist system	•	•
VDC vehicle dynamic control system	•	•
CST comfort brake function	•	•
CRBS coordinated regenerative braking system	•	•
HAC hill-start assist control	•	•
HDC hill descent control	•	•
Direct-TPMS	•	•
Central locking	•	•
Auto locking	•	•
Nap mode	•	•
Pet mode	•	•
LCW parallel assist	•	•
LDW lane departure warning	•	•
LDP lane departure prevention	•	•
BSD blind-spot detection	•	•
RCTA rear cross traffic alert	•	•
FCW front collision warning	•	•
RCW rear collision warning	•	•
AEB autonomous emergency braking	•	•
DOW door open warning	•	•
ELK emergency lane keeping	•	•
Departure reminder	•	•
ACC adaptive cruise control	•	•
TJA traffic jam avoidance assistant	•	•
<b>Exterior Equipment</b>		
Front ventilated disc brakes	•	•
Rear disc brakes	•	•
Matrix Adaptive headlight, high beam control	•	•
LED DRL daytime running lamp	•	•
LED rear lamp	•	•
Follow-me-home headlight function	•	•
Automatic headlight	•	•
Headlamp leveling switch-electric	•	•
Door mirrors with integral indicator lights	•	•
Door mirror power fold	•	•
Door mirror heating	•	•
LED center high mounting stop light	•	•

# SPECIFICATIONS

	Long Range 2WD	Long Range 4WD
<b>Exterior Equipment</b>		
Emergency Stop Signal	•	•
Rear fog lamp	•	•
Exterior rearview mirror floor light	•	•
Panoramic sunroof	•	•
Roof rails	•	•
NFC key	•	•
Electric opening - closing charging port cover	•	•
Electric opening - closing tail gate	-	•
Trunk storage box	•	•
<b>Interior Equipment</b>		
Column shifter	•	•
Multicolor ambient light (64 RGB colours)	•	•
Trunk light	•	•
12 V power interface at trunk	•	•
Leather steering wheel	•	•
Multifunction steering wheel	•	•
5 seats (2+3)	•	•
Driver seat 6-way power adjustment with memory	•	•
Driver seat ventilation	•	•
Driver seat electric lumbar support	•	•
Driver seat with seat welcome function	•	•
Second row outer seats ventilation	•	•
Front passenger seat 4-way power adjustment	•	•
Front passenger seat ventilation	•	•
First row seat with massage function	-	•

## JAECOO 6 EV Long Range 2WD



Night black Arctic white Coin grey  
Lunar silver Black 18" Wheel

## JAECOO 6 EV Long Range 4WD



Night black Arctic white Coin grey Black  
Night black Lunar silver Forest green Green and black

## Remark

1. Technical information, system, color, and both interior and exterior equipment may be subject to change.
2. Actual driving range depends on the driving behaviour of the individual, path characteristics, surrounding temperature, the number of passengers in the car and other factors.